

**MARCH
2024**



130 CALLS FOR SERVICE

INCIDENT COUNT BREAKDOWN

2024				
INCIDENT TYPE CATEGORY	MAR 2023	MAR 2024	YTD 2023	YTD 2024
FIRE	2	4	6	8
OVERPRESSURE RUPTURE, EXPLOSION, OVERHEAT (NO FIRE)	0	0	1	0
RESCUE & EMERGENCY MEDICAL SERVICE INCIDENT	67	48	118	116
HAZARDOUS CONDITION (NO FIRE)	4	9	8	15
SERVICE CALL	11	8	20	25
GOOD INTENT CALL	51	52	137	126
FALSE ALARM & FALSE CALL	11	9	29	32
SEVERE WEATHER & NATURAL DISASTER	0	0	0	0
SPECIAL INCIDENT TYPE	0	0	1	0
GRAND TOTAL	146	130	320	322

4

FIRES

STRUCTURE FIRES: 2
 AUTOHORIZED CONTROLLED BURNING: 1
 TRASH OR RUBBISH FIRE, CONTAINED: 1

NON-RESIDENT CALLS: 79

RESIDENT CALLS: 51

TOTAL EMERGENCY MEDICAL CALLS ON ISLE OF PALMS: 43

TOTAL RESPONSES TO MOUNT PLEASANT FOR EMERGENCY MEDICAL CALLS: 4

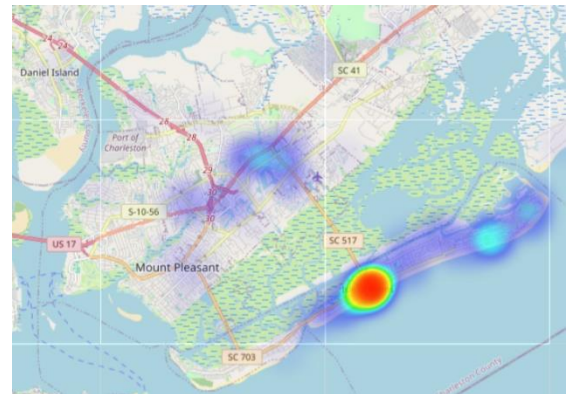
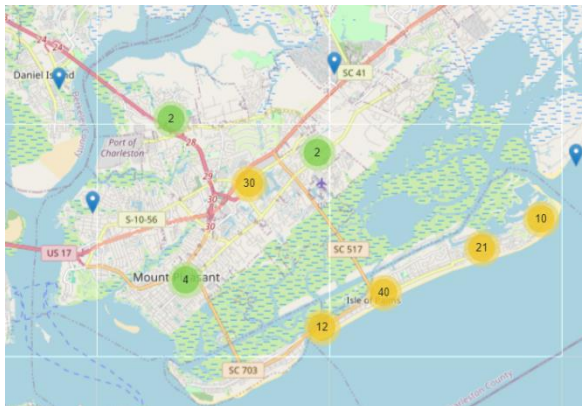
TOTAL RESPONSES TO DEWEES ISLAND FOR EMERGENCY MEDICAL CALLS: 1

TOTAL RESPONSES WHEN CHARLESTON COUNTY EMS ARRIVED ON SCENE: 41

AVERAGE RESPONSE TIME TO EMS CALLS BY ISLE OF PALMS FIRE & RESCUE: 00:05:50

AVERAGE RESPONSE TIME TO EMS CALLS BY CHARLESTON COUNTY EMS: 00:12:52

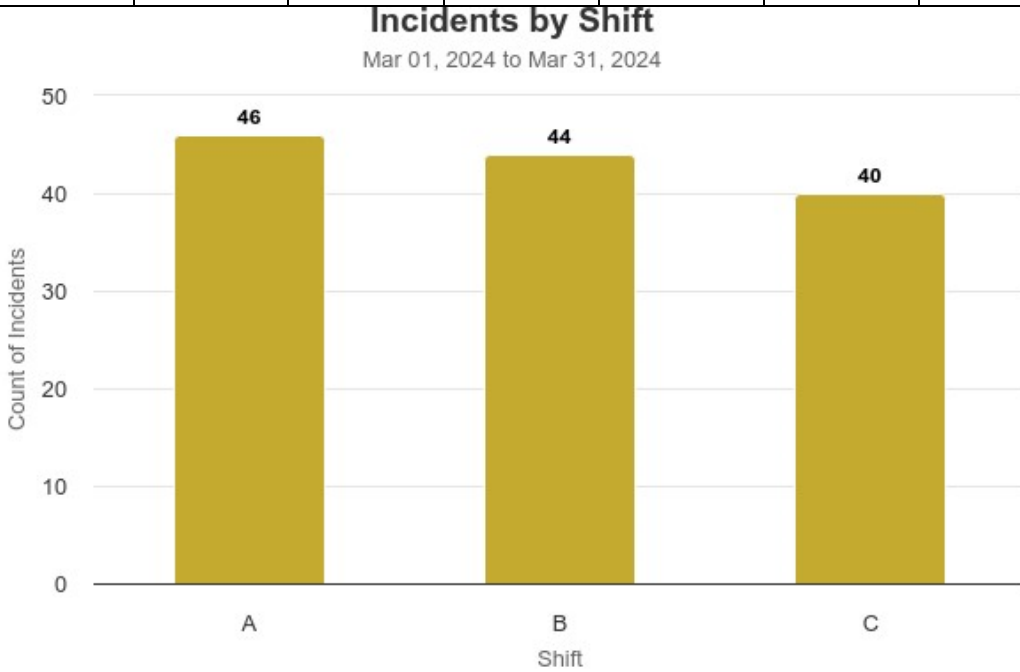
FULL ARREST: 1



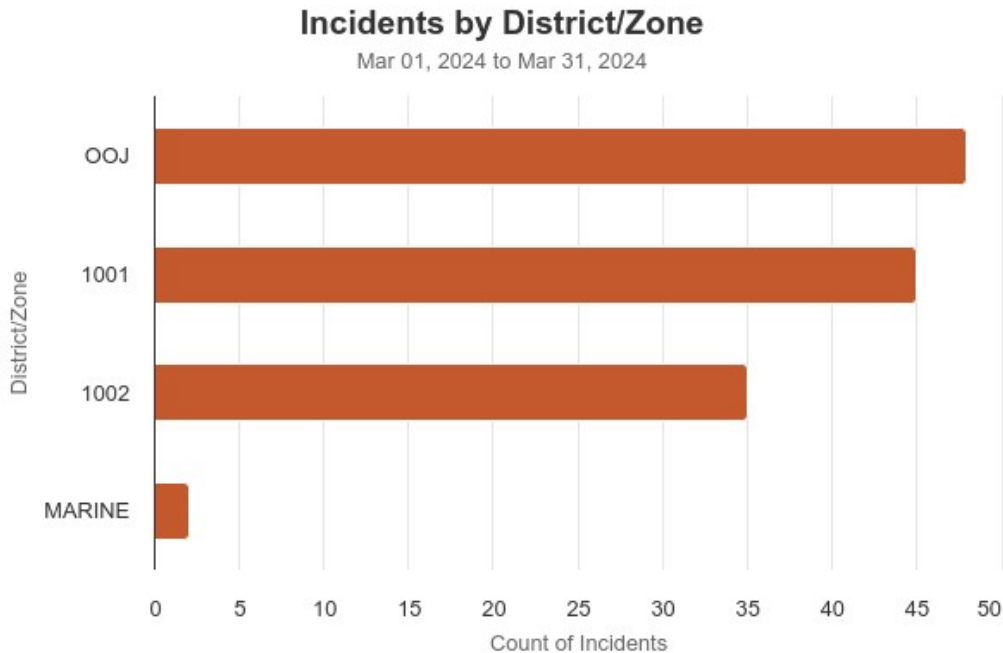
AVERAGE PERFORMANCE

Unit	Count	Turnout	Travel	Total Response	Scene	Total Time to Clear	Total Time on Task
B1017	1	(blank)	(blank)	(blank)	(blank)	00:24:27	00:10:30
B1020	1	(blank)	(blank)	(blank)	(blank)	00:04:03	00:04:03
BC1006	58	00:01:57	00:04:45	00:06:17	00:32:27	00:27:20	00:22:13
C1001	4	00:08:47	00:00:36	00:14:00	03:02:26	03:16:27	02:41:45
C1004	2	00:00:27	00:11:26	00:11:53	01:10:45	01:22:39	01:22:39
E1002	42	00:01:46	00:05:20	00:07:13	00:38:55	00:40:29	00:34:51
FM1005	4	01:26:11	00:06:09	02:13:51	01:06:05	03:19:57	02:46:46
JS1001	5	00:00:14	00:00:00	00:00:01	00:17:00	00:09:26	00:06:27
JS1002	1	(blank)	(blank)	(blank)	(blank)	00:02:42	00:02:42
L1001	73	00:01:43	00:04:20	00:05:50	00:45:54	00:19:54	00:15:36
ML1001	3	00:01:49	00:00:52	00:05:31	00:21:45	00:10:28	00:10:28
ML1002	2	00:00:35	00:00:07	00:00:42	00:19:54	00:20:36	00:21:06
ML1003	2	00:00:05	(blank)	(blank)	(blank)	00:01:33	00:01:33
SQ1001	33	00:02:10	00:03:06	00:05:14	00:38:19	00:40:26	00:33:19
TW1002	3	00:00:51	00:04:23	00:04:55	00:01:20	00:07:55	00:07:55

INCIDENTS BY SHIFT



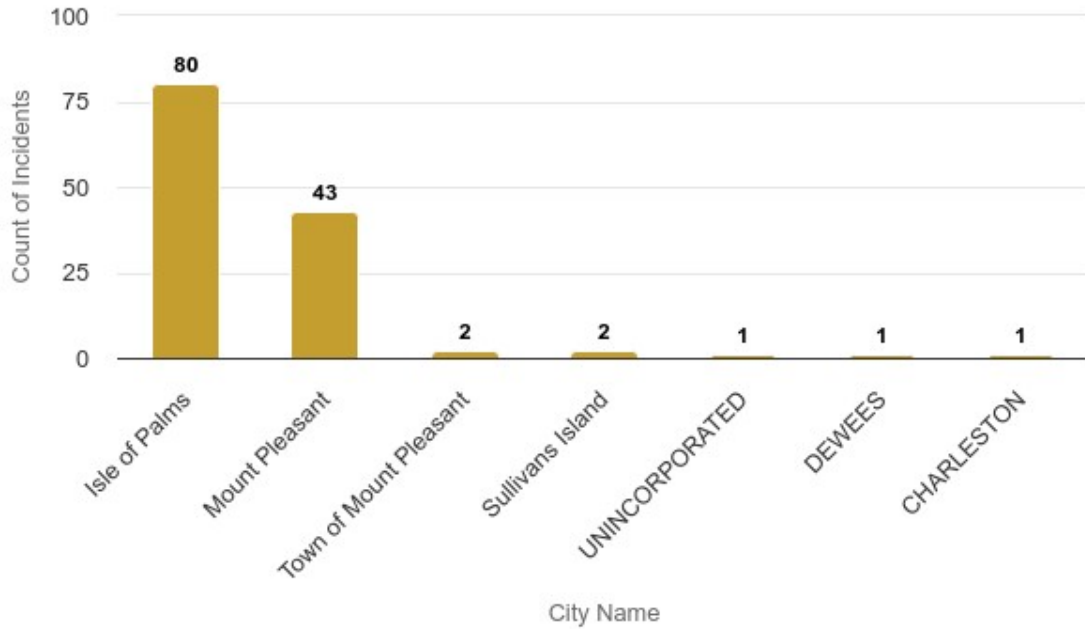
CALLS BY DISTRICT



CALL LOCATIONS BY CITY

Incidents by City Name (Top 15)

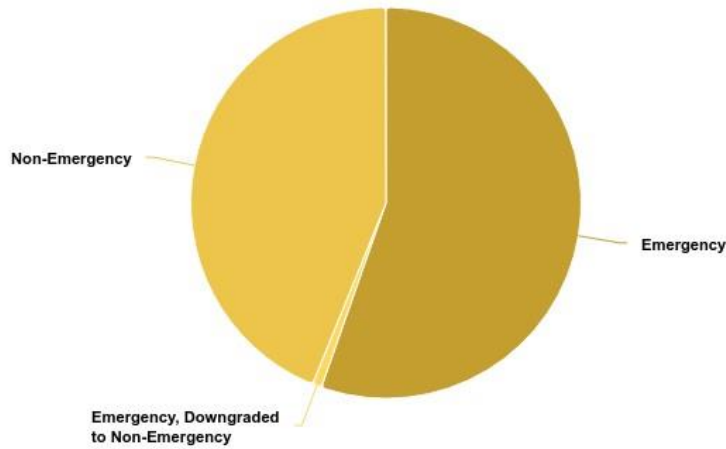
Mar 01, 2024 to Mar 31, 2024



RESPONSE MODES

Incidents by Response Mode To Scene

Mar 01, 2024 to Mar 31, 2024

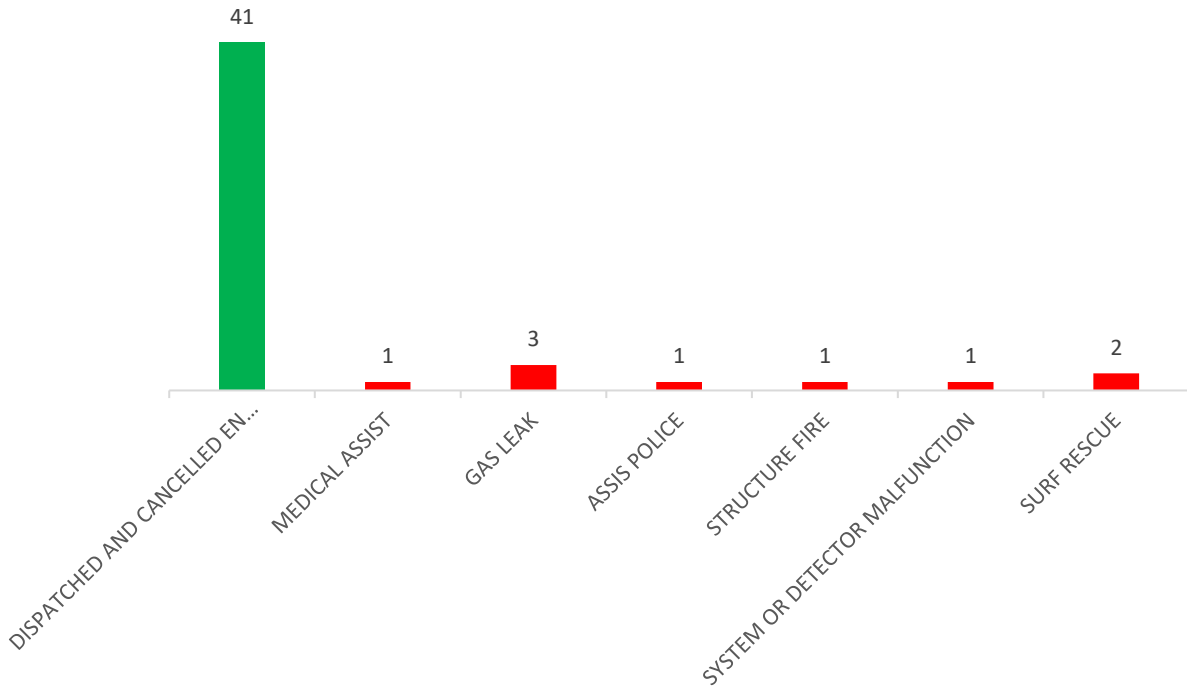


COMMUNITY APPRECIATION



TOTAL AUTOMATIC AID GIVEN CALLS = 50

AUTO AID GIVEN CALLS

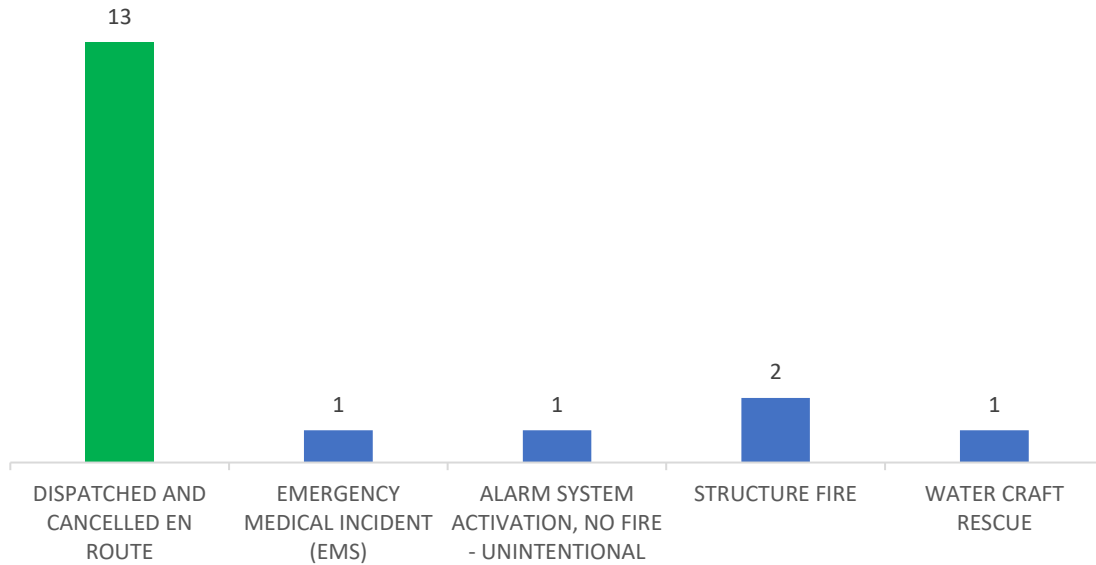


AUTOMATIC AID GIVEN

BATTALION CHIEF 1006 RESPONDED 7 TIMES
ENGINE 1002 RESPONDED 1 TIME
JET-SKI 1001 RESPONDED 2 TIMES
LADDER 1001 RESPONDED 6 TIMES
MULE 1001 RESPONDED 2 TIMES
MULE 1003 RESPONDED 1 TIME
TOWER 1002 RESPONDED 1 TIME

TOTAL AUTOMATIC AID RECEIVED CALLS = 18

AUTO AID RECEIVED CALLS



AUTO AID UNITS THAT RESPONDED TO ISLE OF PALMS

- BATTALION CHIEF 507 (MOUNT PLEASANT)
- BATTALION CHIEF 508 (MOUNT PLEASANT)
- DIVISION CHIEF 201 (NORTH CHARLESTON)
- ENGINE 106 (CHARLESTON)
- ENGINE 108 (CHARLESTON)
- ENGINE 118 (CHARLESTON)
- ENGINE 501 (MOUNT PLEASANT)
- ENGINE 502 (MOUNT PLEASANT)
- ENGINE 505 (MOUNT PLEASANT)
- ENGINE 506 (MOUNT PLEASANT)
- LADDER 505 (MOUNT PLEASANT)
- RESCUE 504 (MOUNT PLEASANT)
- SQUAD 504 (MOUNT PLEASANT)
- SQUAD 507 (MOUNT PLEASANT)

AUTOMATIC AID RECEIVED