



# ISLE OF PALMS POLICE DEPARTMENT

## MONTHLY REPORT

### JUNE 2023



### **SIGNIFICANT DEPARTMENTAL ACTIONS**

Incidents of interest in June include 47 arrests, 404 traffic stops, 1 weapon charge, 4 drug related charges, 109 traffic citations, and 14 arrests for driving under the influence.

The department was awarded a Body Armor Assistance Grant from the South Carolina Department of Public Safety in the amount of \$12,352.00 to purchase body armor for Police Officers.

ACTIVITY SUMMARY	JUNE	YTD	JUNE	YTD
	2023	2023	2022	2022
Calls for Service	1223	6383	1298	5450
Incident Reports	161	567	63	324
Traffic Collisions	14	54	23	62
Traffic Stops	404	2322	411	1820
Bicycle Stops	0	2	1	6
Golf Cart Stops	10	41	7	23
Marine Calls for Service	1	8	1	21
Arrests	47	315	45	240
State Law Violations	135	7793	191	767
City Ordinance Violations	22	122	1	6
Warning Citations	273	1657	287	1351
Parking Citations	1321	2515	506	1965
Isle of Palms Warrants Served	9	59	6	31
Criminal Investigations-Cases Opened	19	71	15	54
Criminal Investigations-Cases Closed	4	15	3	17
Training Hours	365	2065	320	1482
Coyote Sightings	0	29	8	25
Beach Wheel Chairs Issued	2	19	29	47
REPORTS BY OFFENSE TYPES	JUNE	YTD		
	2023	2023		
DUI	13	57		
Other Alcohol Offense	6	59		
Arson/Suspicious Fire	0	0		
Rape/Sexual Assault	0	1		
Assault	4	28		
Indecent Exposure	1	1		
Harassment	0	1		
Drug Incident	14	144		
Homicide/Manslaughter	0	0		
Traffic	27	172		
DUS	15	84		
Robbery	0	1		
Burglary	0	4		
Theft from Motor Vehicle	0	2		
Motor Vehicle Theft	0	3		
Larceny	10	24		
Fraud	2	22		
Suicide (Actual or Attempted)	0	2		
Vandalism	2	8		
Weapon Law Violations	1	14		
All Other Offenses	54	204		
<b>TOTAL</b>	<b>149</b>	<b>831</b>		

CHARGES	JUNE	YTD	JUNE	YTD
	2023	2023	2022	2022
Murder	0	0	0	0
Assault	2	9	0	3
Domestic Violence	2	6	0	2
Public Disorderly	3	15	4	20
Burglary	0	5	0	0
Possession of Stolen Vehicle	0	0	0	0
Grand Larceny	0	1	0	0
All Other Larceny	0	3	0	1
Fraud	0	1	0	0
Gun Violation	1	12	2	8
Drug Violations/Sale/Manufacture/ Distribution/Etc.	0	12	2	10
Possession of Controlled Substance	0	5	1	5
Other Drug Possession Methamphetamine/ Cocaine/Cocaine Base/Ecstasy/MDMA/Etc.	0	3	1	4
Simple Possession of Marijuana/Possession 1 oz. or less	3	54	7	51
Drug Equipment Violation	1	16	5	22
Vandalism/Damage to Property	0	1	0	0
Driving Under Suspension	15	84	10	49
Driving Under Influence	14	58	13	60
Other Alcohol Violation	5	83	10	46
Speeding	18	138	17	124
Other Traffic Related	76	444	121	402
Golf Cart Violation	0	6	0	0
Moped Violation	0	0	0	0
Marine Violation	0	0	0	0
Resisting/Hindering/Assaulting Public Official or Police Officer	1	6	2	4
False Information to Police	1	2	0	1
Failure to Stop for Police/Evade/Elude	1	3	1	1
Animal Violation	2	32	1	3
Noise Violation	2	4	0	1
Littering	0	2	0	0
Indecent Exposure	1	1	0	0
Business License	15	43	0	1
All Other Charges	3	32	1	8
<b>TOTAL</b>	<b>166</b>	<b>1081</b>	<b>198</b>	<b>826</b>



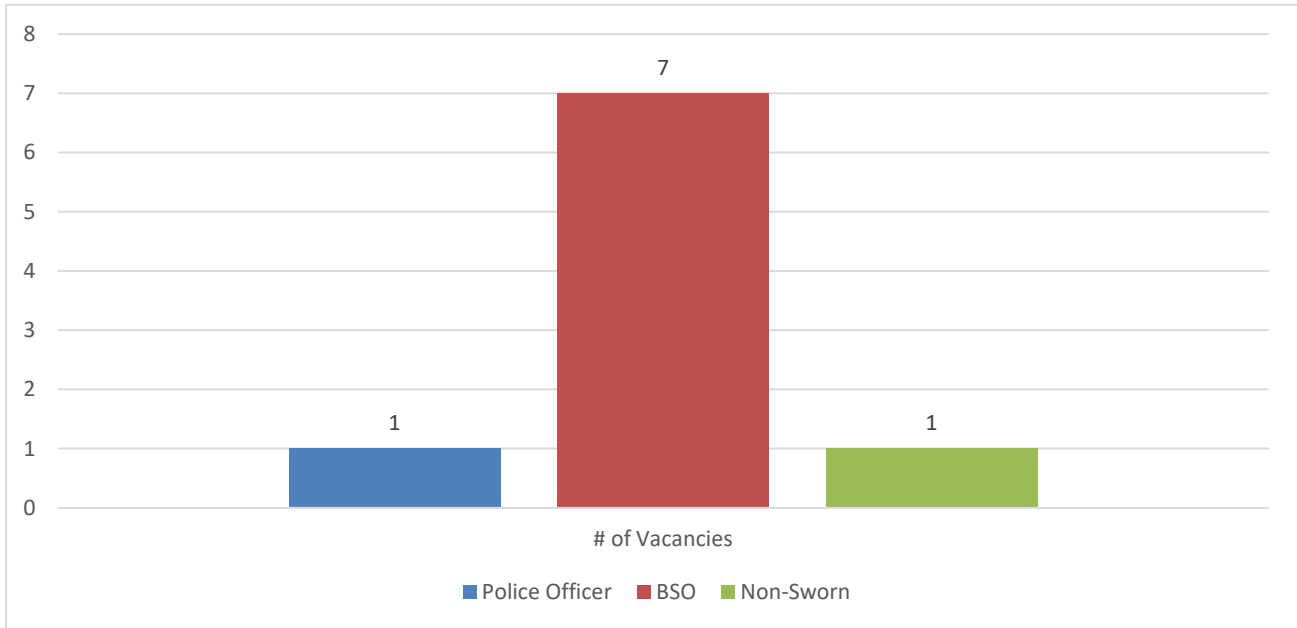
# ISLE OF PALMS POLICE DEPARTMENT

## MONTHLY REPORT

### JUNE 2023

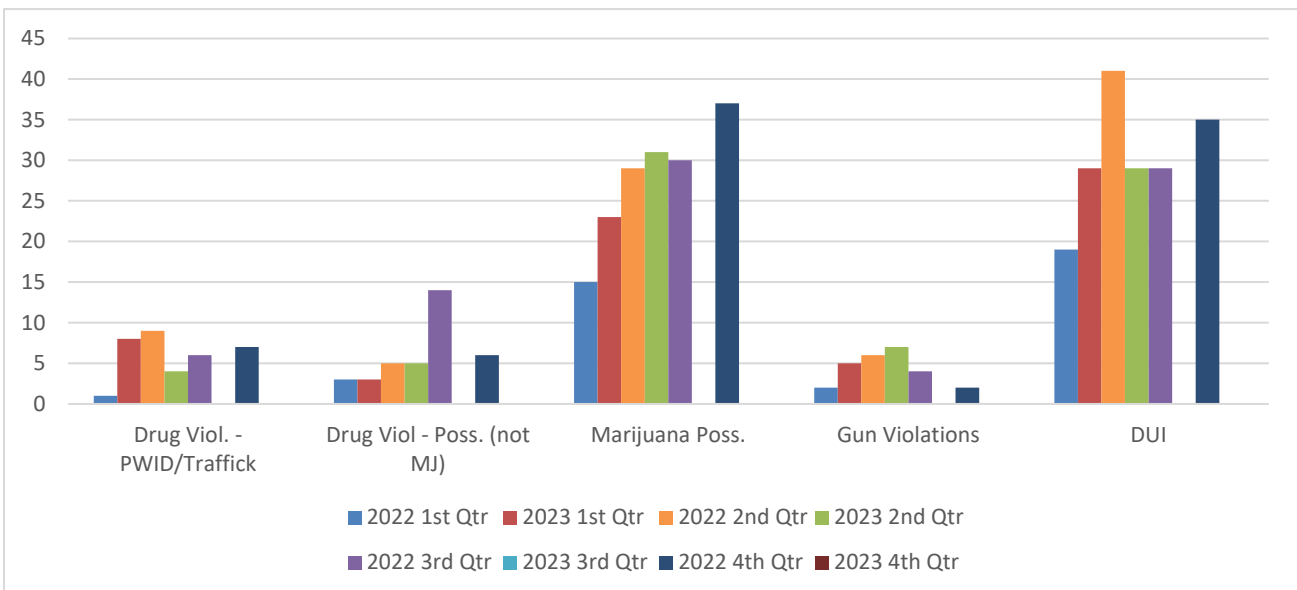


## Police Department Vacancies




**Sworn Vacancies – 5% (1 Police Officer)**  
**Beach Service Officer Vacancies – 35% (7 Beach Services)**  
**Non-Sworn Vacancies – 12.5% (1 Code Enforcement)**

## Drug, Gun, and DUI Charge Trend

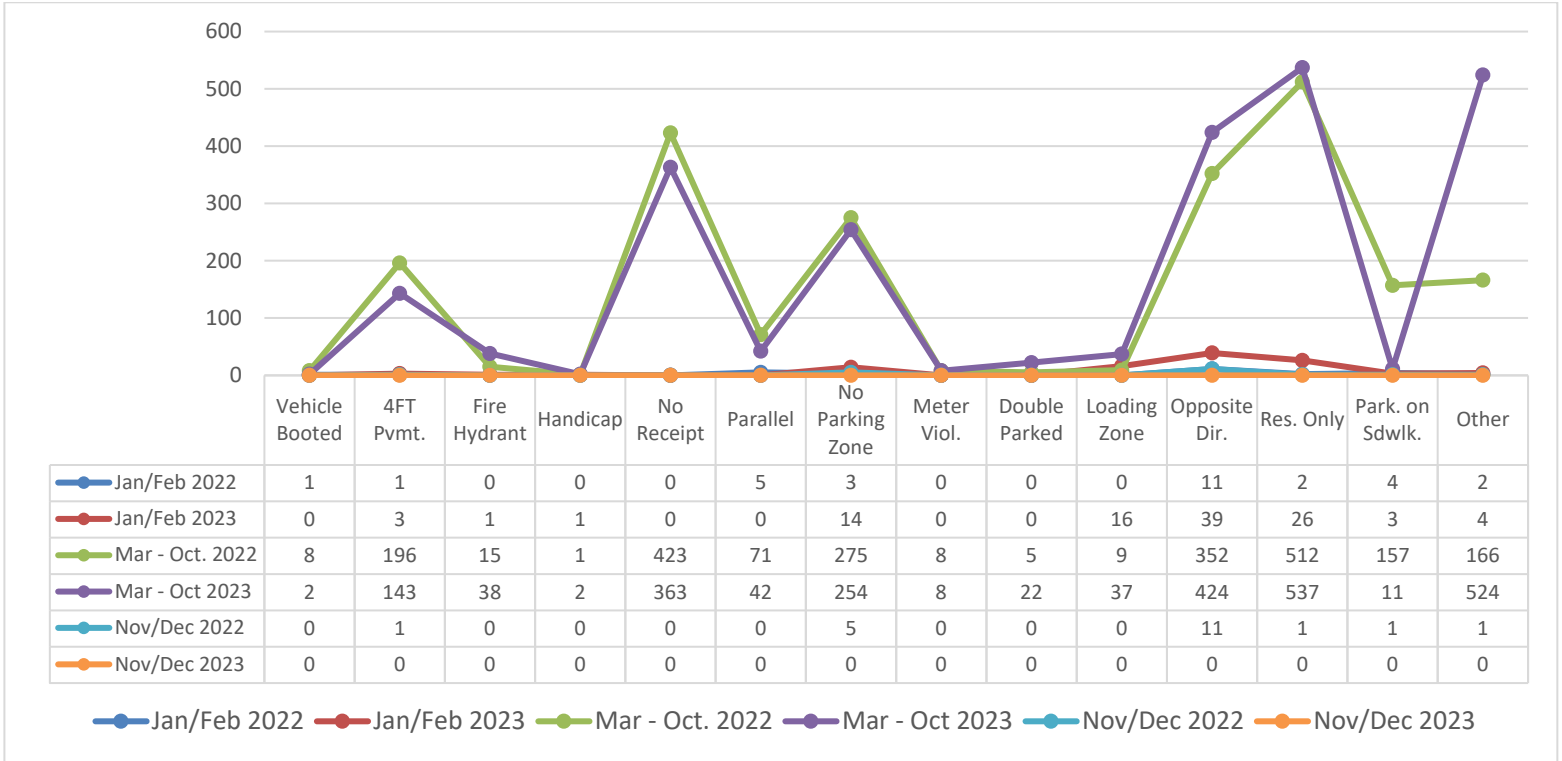




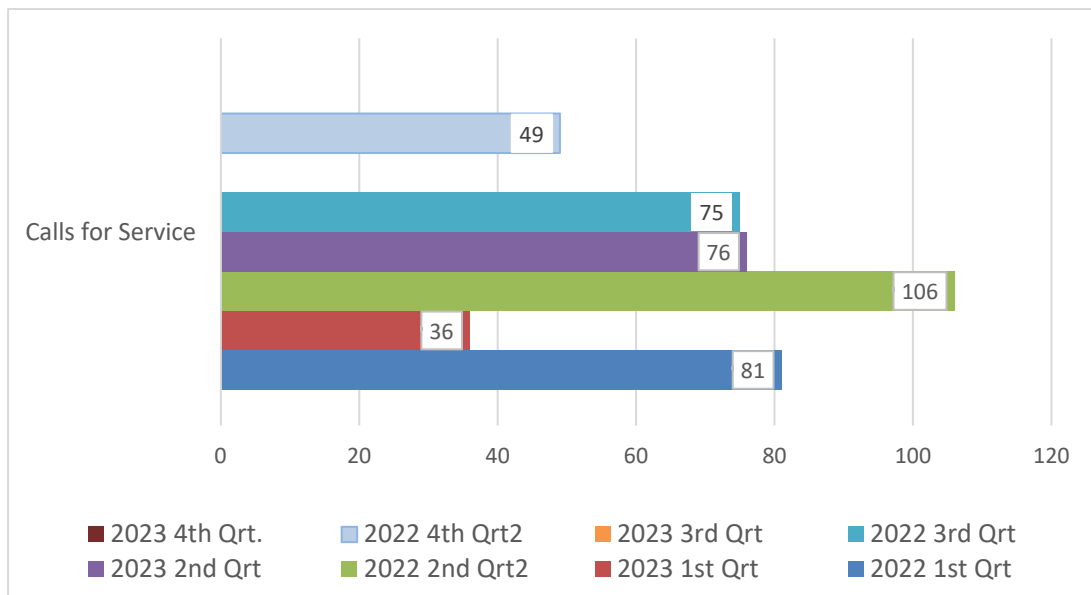
# ISLE OF PALMS POLICE DEPARTMENT MONTHLY REPORT JUNE 2023



## Parking Citations by Violation



## Animal Control Calls for Service






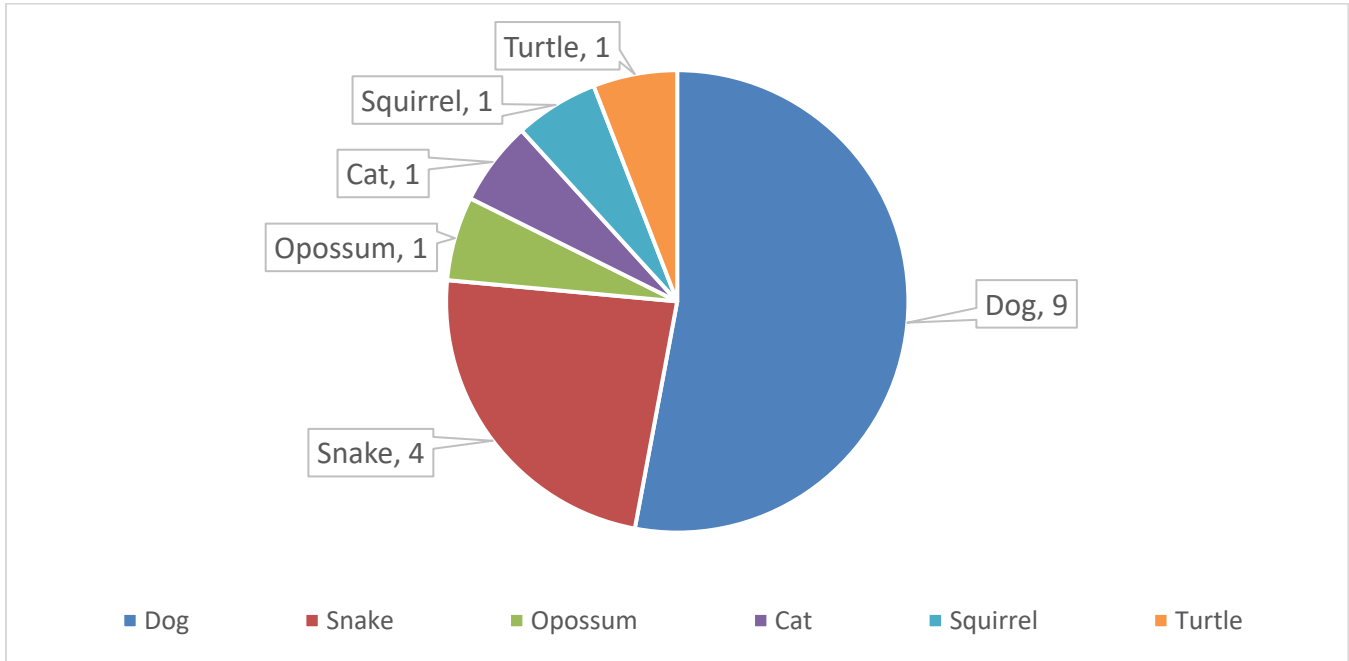
# ISLE OF PALMS POLICE DEPARTMENT

## MONTHLY REPORT

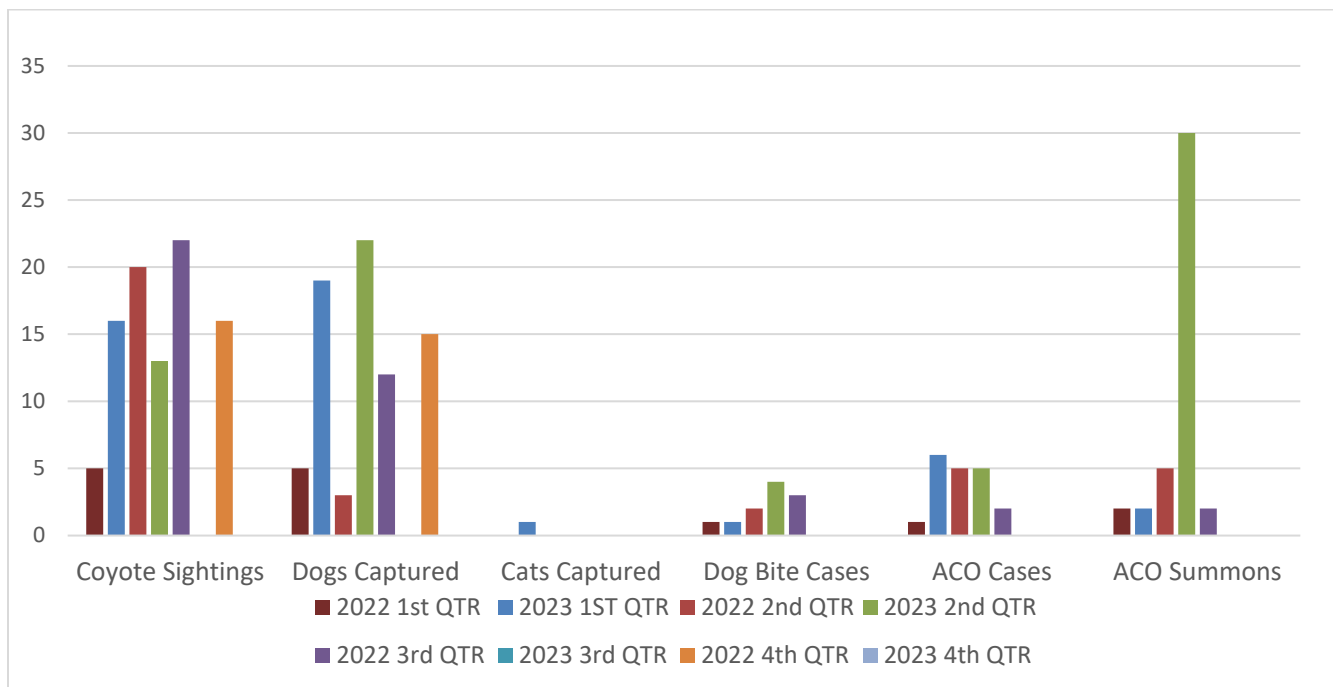
### JUNE 2023



## Animal Control Calls by Animal Type



## Animal Control Statistics






# ISLE OF PALMS POLICE DEPARTMENT

## MONTHLY REPORT

### JUNE 2023

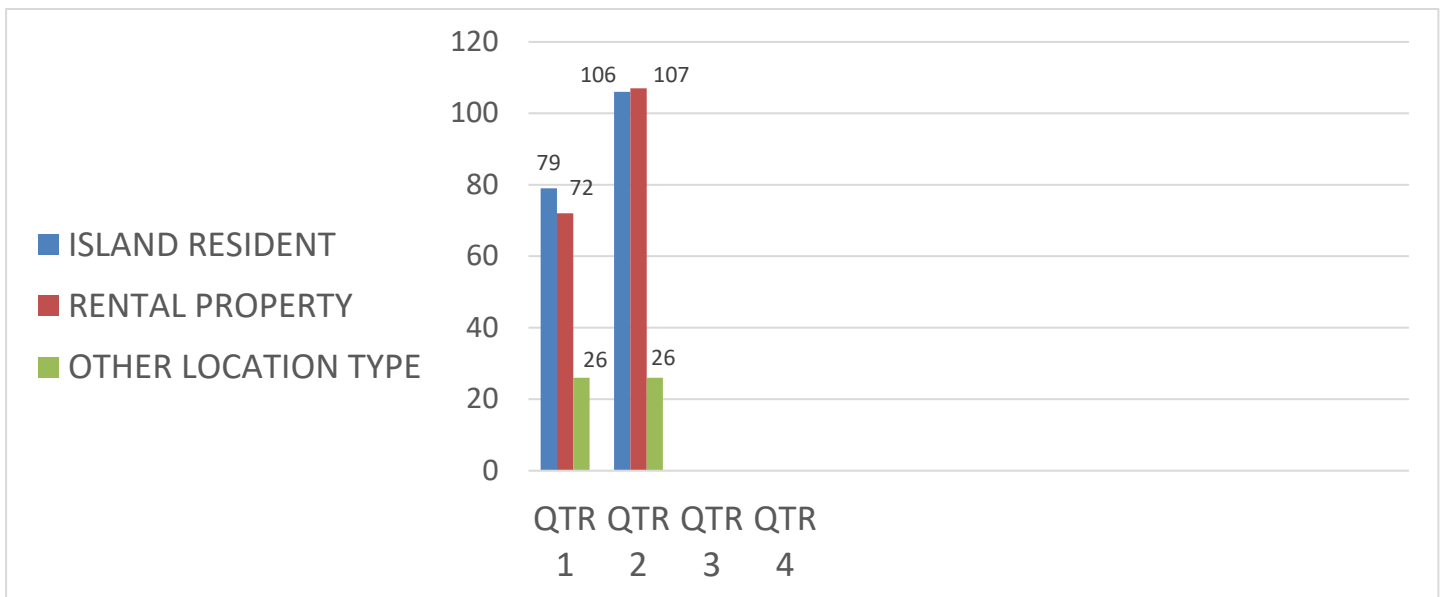


## Livability Statistics

LIVABILITY COMPLAINTS	ISLAND RESIDENT	RENTAL PROPERTY	OTHER LOCATIONS	TOTAL COMPLAINTS
NOISE	7	6	8	21
FIREWORKS	0	0	0	0
UNKEMPT LOTS	2	1	0	3
RIGHT-OF-WAY OBSTRUCTION	0	0	0	0
BUSINESS LICENSE	7	4	1	12
OTHER RENTAL PROPERTY VIOLATIONS NOT LISTED	0	0	0	0
SHORT TERM RENTAL OCCUPANCY VIOLATIONS	0	0	0	0
SHORT TERM RENTAL VEHICLE LIMIT VIOLATIONS	0	3	0	3
ROLL CART VIOLATIONS	26	10	0	36
<b>TOTAL</b>	<b>42</b>	<b>24</b>	<b>9</b>	<b>75</b>
<b>% BY CATEGORY</b>	<b>56%</b>	<b>32%</b>	<b>12%</b>	

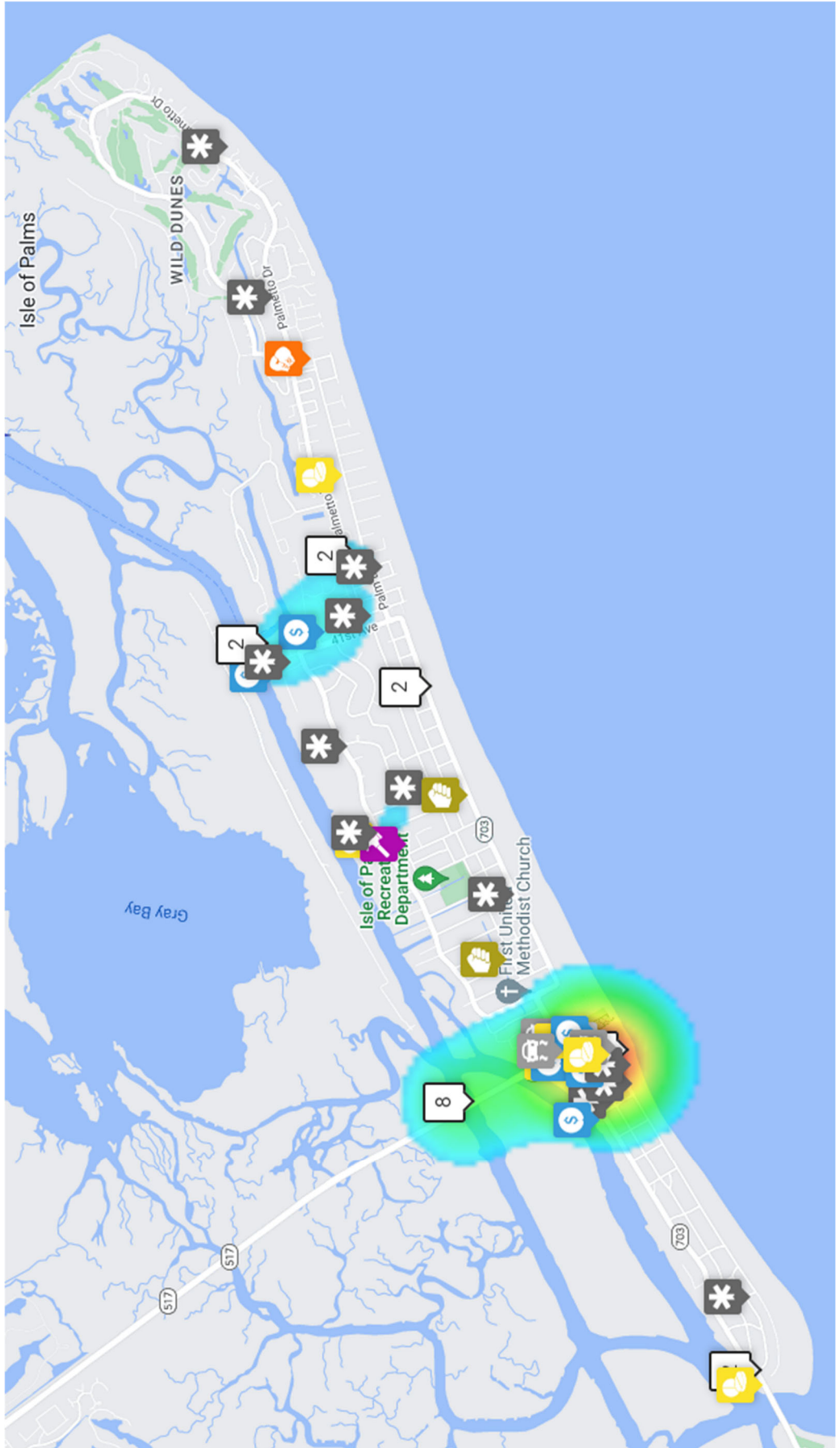
CITATIONS	WARNINGS	UNFOUNDED	COMPLAINT DISPOSITION
3	10	8	21
0	0	0	0
0	3	0	3
0	0	0	0
12	0	0	12
0	0	0	0
0	0	0	0
0	0	3	3
5	31	0	36
<b>20</b>	<b>44</b>	<b>11</b>	<b>75</b>
<b>27%</b>	<b>59%</b>	<b>15%</b>	

## Livability Complaint by Property Type




# INCIDENT REPORT DENSITY/HEAT MAP

JUNE 2023

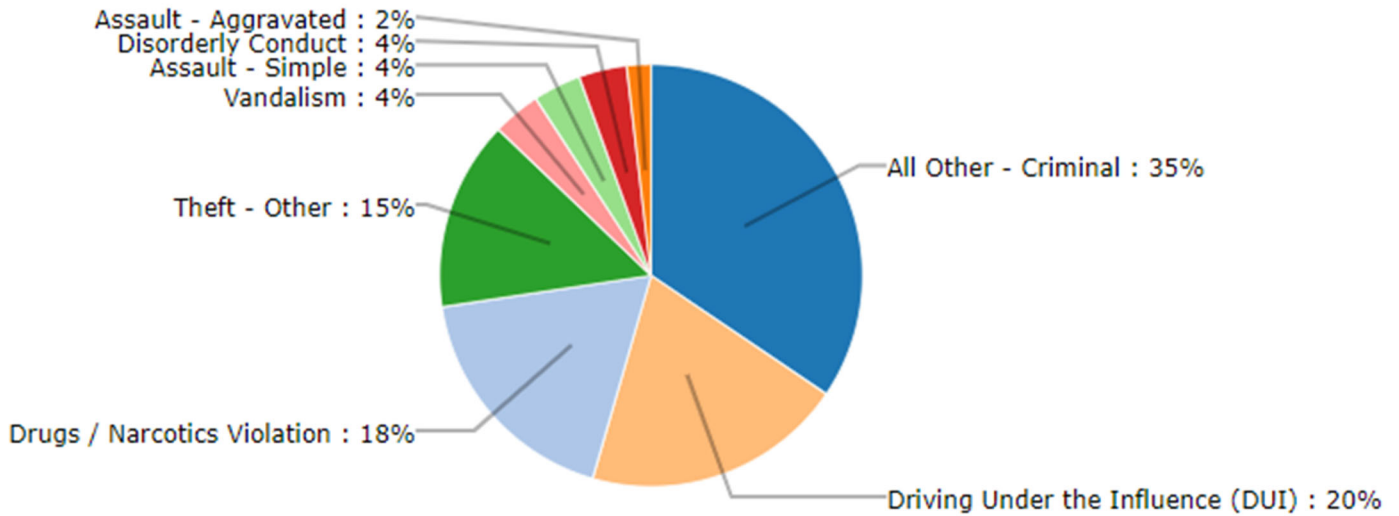




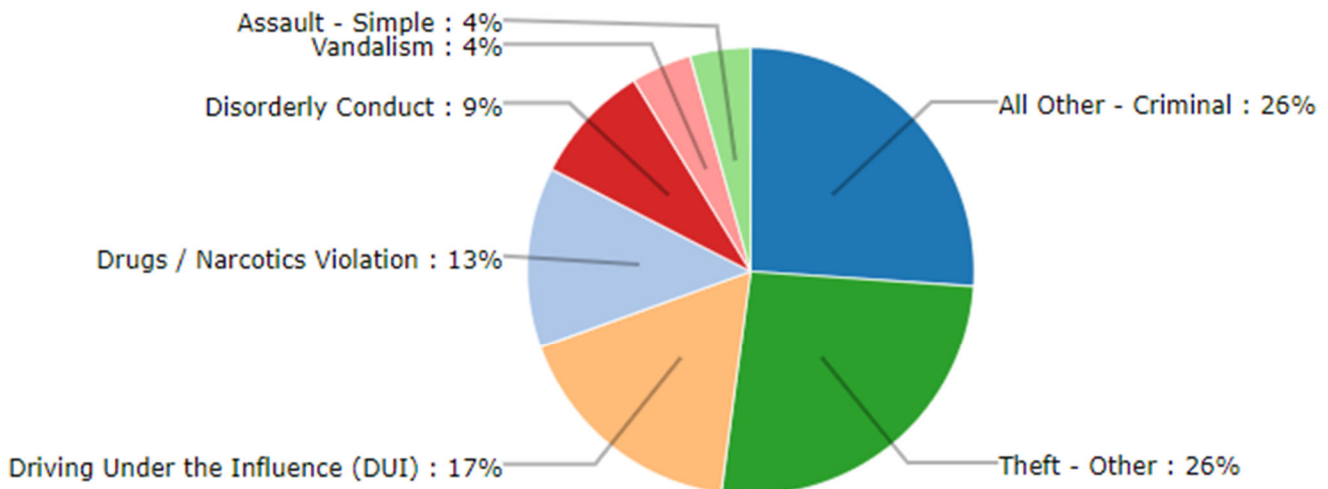
# ISLE OF PALMS POLICE DEPARTMENT MONTHLY REPORT JUNE 2023



## Reported Incident Crime Class Types



## Reported Incident Crime Class Types (Red Area)






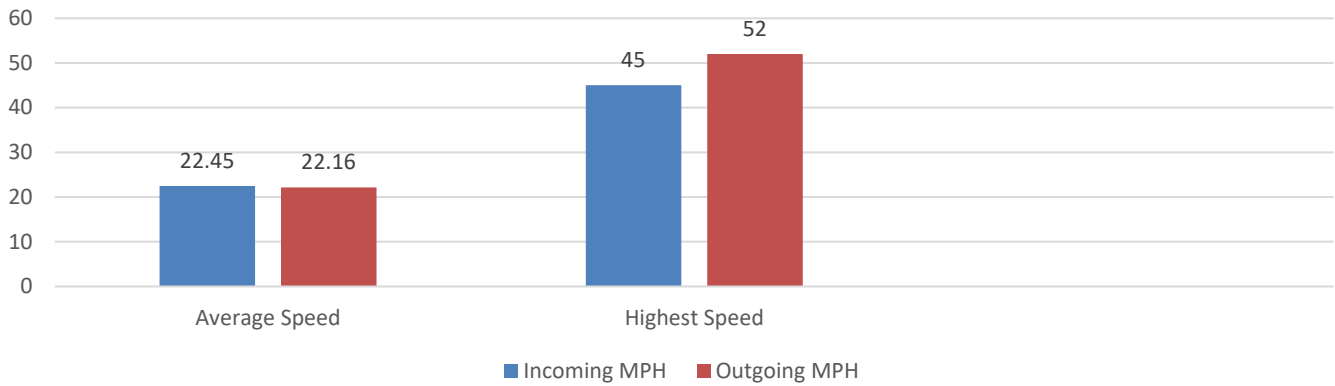
# ISLE OF PALMS POLICE DEPARTMENT

## MONTHLY REPORT

### JUNE 2023



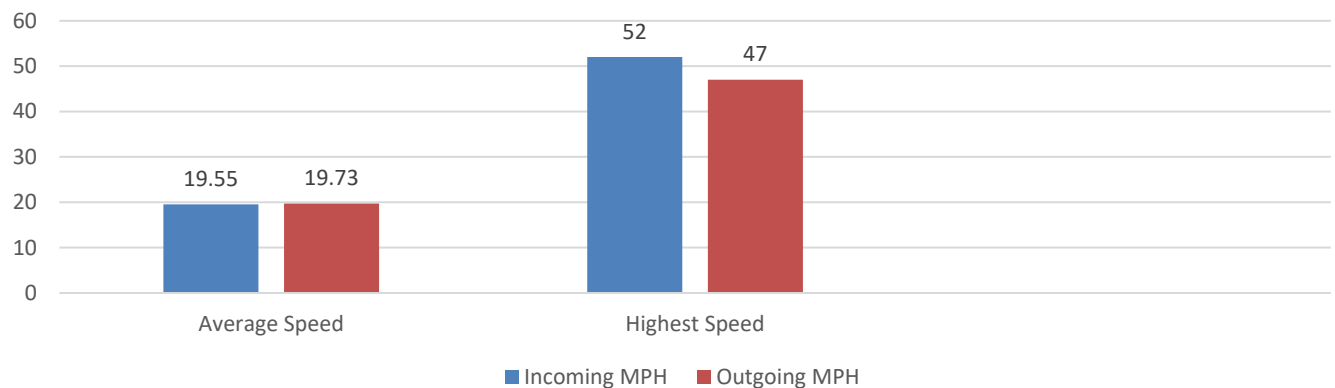
### 41st Ave Radar Stats (Wildwood side)



Total Incoming Vehicles – 34,463  
 Total Outgoing Vehicles – 36,901

Busiest day of the month: June 17th  
 1492 vehicles incoming  
 1840 vehicles outgoing

### 41st Ave Radar Stats (Marginal side)



Total Incoming Vehicles – 27,351  
 Total Outgoing Vehicles – 21,317

Busiest days of the month: June 17th  
 1427 vehicles incoming  
 906 vehicles outgoing